

L80 wave+

THE 1ST 4-IN-1 DEVICE !

AUTOMATIC FUNCTIONS

- High precision Refractometry.
- Central and peripheral Keratometry.
- Topography up to 100 000 points.
- High density Aberrometry up to 1500 points.

Wave+ advantages

- Fully automatic 3-D and R/L eye alignments.
- 4 types of automatic simultaneous measurements.
- Operator independant measurements.
- High reproducibility of measurements.

Ultra efficient 3-D alignment

Entirely automatic alignment and measurement allowing :

- Higher reliability of measurements.
- Significant time saving.
- Great comfort of use.



HIGH RESOLUTION SHACK-HARTMANN TECHNOLOGY

Used for the **first time** in refraction procedures, this technology brings :

- Higher precision of measurements.
- Unequaled reliability of measurements.
- Complementary analysis functions.

The “Wave-Front” technology allows more precise refractometry ; thus setting up a better starting point for refraction.

It also allows :

- Measurement through pupils of small diameters (2mm).
- Measurement of potential accommodation.
- Simulation of visual acuity.

Aberrometry applications :

- All useful data for refractive surgery.
- Evaluation of visual acuity in night vision.
- Evaluation of accommodation*.
- Evaluation of “Wave Front guided” surgery.

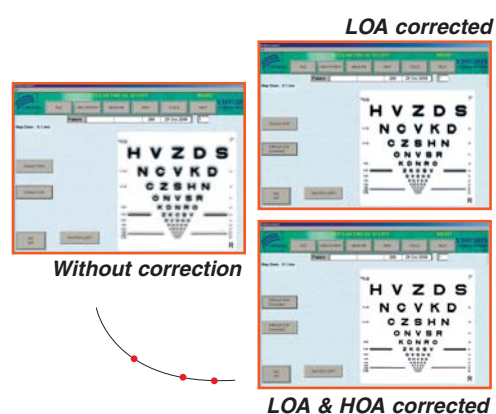
Corneal Topography applications :

- Higher precision in keratometry.
- Automatic detection of keratocones.
- Precise tool for contact lenses fitting & prescription (Contact Lens database).

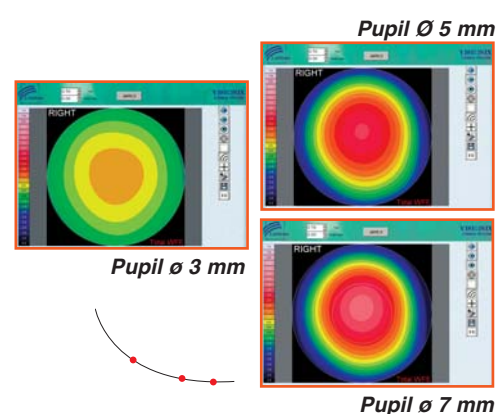
Corneal Topography & Aberrometry associated together :

More comprehensive diagnostics of visual acuity :


- Pre and post follow-up in corneal surgery.
- Separation of refractive and corneal aberration problems.
- Acuity simulations according to pupil diameters.



Simulation of visual acuity

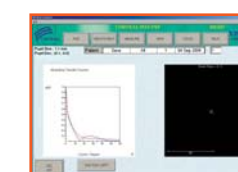


Aberration / Pupil Diameter (night vision)

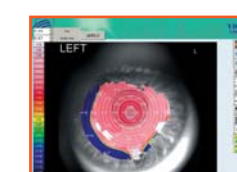


Topography/Aberration

The best tool for Contact Lens fitting



«Point Spread Function»

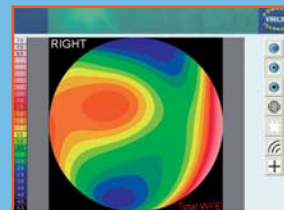


Keratocone detection

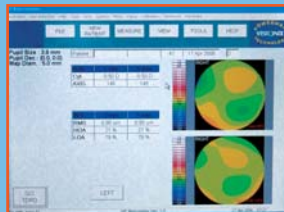
TECHNICAL SPECIFICATIONS

L80 wave+

Corneal Topography



Total WaveFront map



Refractometry



Keratometry

AR & POWER MAPPING (WAVEFRONT)

Spherical Power Range	-20D to +20D
Cylinder Power Range	0D to +8D
Axis	0 to 180°
Measuring Area	2.0 mm to 7.0 mm (3 zones)
Number of Measuring Points	1500 points
Acquisition Time	0.2 sec
Method	Shack-Hartmann

CORNEAL TOPOGRAPHY

Number of Rings	24
Number of Measuring Points	6.144
Number of Analysed Points	More than 100 000
Diameter of Covered Corneal Area at 43D	From 0.33 mm to more than 10 mm
Diopters Measured Field	from 1 to 100
Repeatability	0.02 D
Method	Placido Disk

GENERAL

Working Distance	91 mm
Alignment	XYZ automatic
Display	Touch Screen (640 x 480) Color LCD TFT Screen 10.4"
Observation Area	ø 14 mm
Printer	Built in BW - External colour available
Operating System	Windows XP
Footprint	390mm (L) x 300 mm (W)
Weight	25 kg
Supply Voltage	100/120, 220/240 V AC, 50/60 Hz
Regulations	CE MDD

L80 wave+

The new generation of Auto-Refracto/Keratometer

OPTIMIZE YOUR REFRACTION !!!

